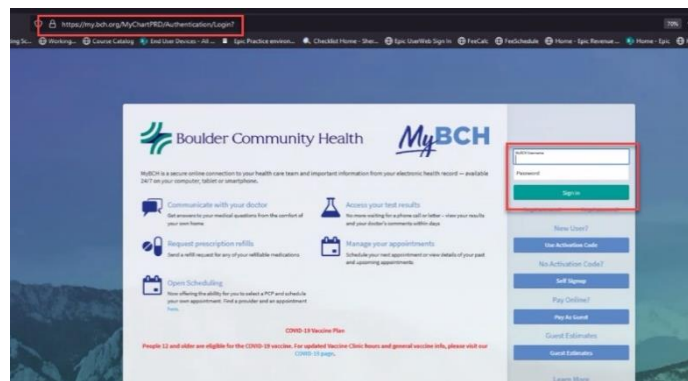




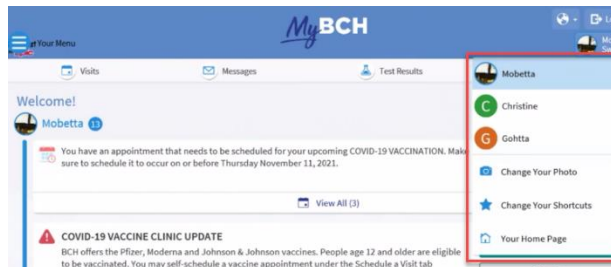
Scheduling Pediatric COVID Vaccine Using MyBCH Proxy Access (ages 5 – 11)

Follow this workflow to schedule a covid vaccine appointment for your child if you already have proxy access to your child's MyBCH account.

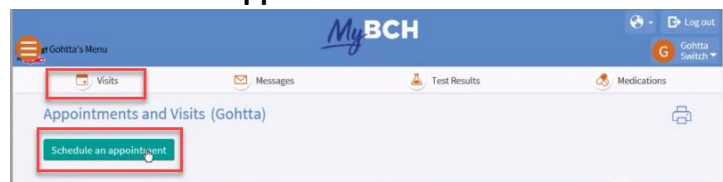
1. Navigate to **my.bch.org** and log in to your MyBCH account.



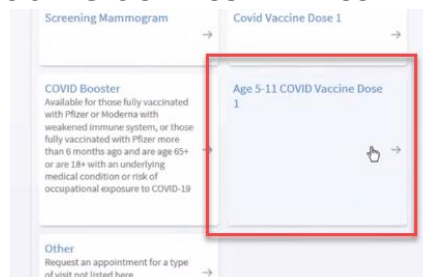
2. From the dropdown menu in the upper right, select the child's account for whom you would like to schedule a covid vaccine.



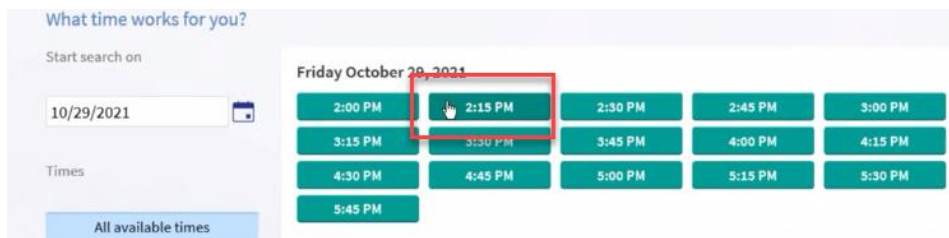
3. Click **Visits**. Then select **Schedule an appointment**.



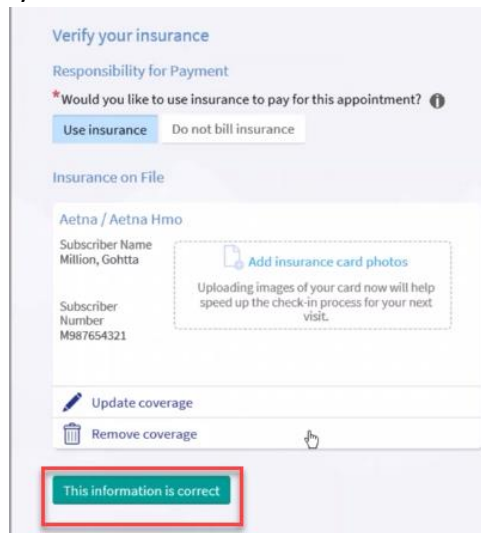
4. Scroll down to select visit type of **AGES 5-11 COVID VACCINE DOSE**.



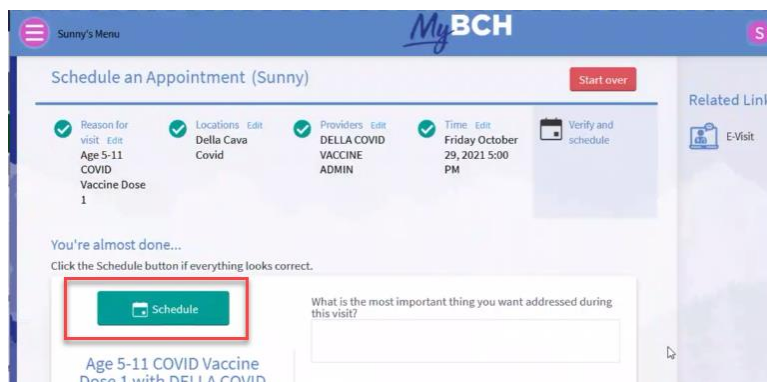
5. Select the date and time you wish to schedule the appointment from the available options.



6. You may be prompted to verify insurance or other information.



7. Verify all appointment information is correct by clicking the **Schedule** button.



8. You can start the eCheck-In process up to 7 days prior to the scheduled appointment. We strongly encourage this for you to have a faster registration process upon arrival for the appointment.

